


# Contents

Railway station	8
Harbour	10
Garage	12
Building site	14
Airport	16
Fire station	18
Newspaper office	20



Film set	22
Submarine	24
Spacecraft	26


Glossary	28
Index	30

# Introduction




**T**HIS BOOK will show you the machines we use to help us in our daily lives. Watch the people at the airport, find out what happens on a building site, or join the astronauts about to blast off into space.

Each double page has a big, colourful illustration with lots of things to look at. If you want to find out more, turn to the back of the book where you will discover many interesting facts in the glossary!



# Railway station

THE RAILWAY station is very busy. Trains come and go throughout the day. People can travel from here to almost anywhere. First, you must buy a ticket from the kiosk. A large screen tells you which platform you must go to. Some people are rushing to catch their train. Others wait in the café for theirs to arrive.



Buying tickets

News agent

Toilets

Cafe

Taxi rank

Baggage truck

A thief

Entrance to the subway

An electric buggy can transport people and luggage around

Train driver

Train

Buskers

Cleaner

Conductor

Travellers can get train timetables and other information about trains at this information kiosk

# Airport

**T**O TRAVEL by aeroplane you have to go to an airport. When you arrive, you must go to the check-in desk. Here, your tickets are checked. You hand in your luggage so that it can be loaded onto the plane. Then you go through security and wait in the departures lounge for your flight to be called.

Take-off

Control tower

Runway

Lift

Passport control

Metal detector

Scanner

Security staff check people's bags before they get on the aircraft

Changing money

Information desk

Check in desks

